

Certified Service


MULTI-POINT VEHICLE INSPECTION

Name: _____ Year/Model: _____ Date: _____

Repair Order #: _____ VIN (last 8 digits): _____ Odometer: _____ Tag#: _____ License#: _____


■ **Checked and OK** ■ **May Require Attention Soon** ■ **Requires Immediate Attention**

WIPER BLADES



■	■	■	RF
■	■	■	LF
■	■	■	Rear (if applicable)
■	■	■	Windshield condition

Cracks _____ Chips _____



■	■	OnStar active	■	Service History Check		
■	■	Enrolled in OVD	■	■	■	Air Conditioning Performance
■	■	Enrolled in DMN	■	■	■	Remaining engine oil life: _____ % Reset: _____ N/A: _____

CHECK BATTERY



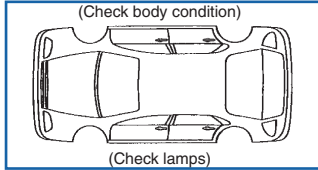
■	■	■	Battery health
■	■	■	Battery cables and connections

CHECK TIRES AND TREAD DEPTH

<input type="checkbox"/>	Rotation needed	<input type="checkbox"/>	Alignment needed	<input type="checkbox"/>	Balance needed
<input type="checkbox"/>	Rotation performed	<input type="checkbox"/>	Alignment performed	<input type="checkbox"/>	Balance performed

■	8/32 or Greater	■	8/32 or Greater
■	7/32	■	7/32
■	6/32	■	6/32
■	5/32	■	5/32
■	4/32	■	4/32
■	3/32 or Less	■	3/32 or Less

PSI@: _____ set to: _____ PSI PSI@: _____ set to: _____ PSI



(Check body condition) (Check lamps)

■	8/32 or Greater	■	8/32 or Greater
■	7/32	■	7/32
■	6/32	■	6/32
■	5/32	■	5/32
■	4/32	■	4/32
■	3/32 or Less	■	3/32 or Less

Lowest Tread Depth: _____ /32

<input type="checkbox"/>	LF	Wear Pattern	<input type="checkbox"/>	RF
<input type="checkbox"/>	LR	Damage	<input type="checkbox"/>	RR

PSI@: _____ set to: _____ PSI PSI@: _____ set to: _____ PSI

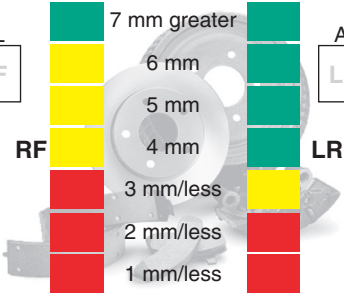
CHANGE ENGINE OIL & FILTER

■ ■ ■ ■ N/A

CHECK FLUID LEVELS

OK	FILLED	REQUIRES ATTENTION	
■	■	■	Engine oil
■	■	■	Brake fluid reservoir
■	■	■	Transmission (if equipped w/dipstick)
■	■	■	Coolant recovery reservoir
■	■	■	Power steering
■	■	■	Windshield washer

CHECK BRAKES/MEASURE FRONT AND REAR LININGS



■	7 mm greater	■	7 mm greater
■	6 mm	■	6 mm
■	5 mm	■	5 mm
■	4 mm	■	4 mm
■	3 mm/less	■	3 mm/less
■	2 mm/less	■	2 mm/less
■	1 mm/less	■	1 mm/less


Lowest Front Lining _____ Lowest Rear Lining _____

ADDITIONAL CHECKS (Inspect for visible leaks and visual condition)

■	■	■	Fuel system (also including gas cap seating)
■	■	■	Engine, transmission, drive axle, transfer case
■	■	■	Engine cooling system: leak/other
■	■	■	Shocks and struts - also check operation
■	■	■	Belts: engine, power steering and/or V-drive
■	■	■	Hoses: engine, power steering and HVAC
■	■	■	Engine air filter
■	■	■	Passenger Compartment Air Filter
■	■	■	Steering components and steering linkage
■	■	■	CV drive axle boots or driveshafts and U-joints
■	■	■	Exhaust system components
■	■	■	Body components lubrication

■ ■ ■ Brake system (also including lines, hoses and parking brake)

Additional Recommended Services

1)	
2)	
3)	
Service Consultant:	
Technician:	No.:
■ ■ ■	Restraint system component check
■ ■ ■	Chassis components lubrication
■ ■ ■	Drive Axle (leak/other)
■ ■ ■	Evaporative control system

Certified Service

— VEHICLE OWNER CHECKLIST —

AT EACH FUEL STOP

- Engine oil level check
- Engine coolant level check
- Windshield washer fluid level check

ONCE A MONTH

- Tire inflation check
- Tire wear inspection

ONCE A YEAR

Refer to your vehicle owner's manual for additional required services. Visit your GM Goodwrench Dealer's Service Department to assist you with these maintenance needs.

Category	Yellow	Red
Wiper	XWIPY	XWIPR
Windshield	XWNDY	XWNDR
Air Conditioning	XACY	XACR
Rotation		XROTR
Alignment		XALGN
Tire Balance		XBALR
Battery	XBATY	XBATR
Battery Cable	XCABY	XCABR
Fuel System	XFULY	XFULR
Engine (Leak, Other)	XENGY	XENGR
Transmission/Transfer Case (Leak, Other)	XTRAY	XTRAR
Drive Axle (Leak, Other)	XAXLY	XAXLR
Shock/Strut	XSHKY	XSHKR
Belts	XBELY	XBELR
Hoses	XHOSY	XHOSR
Engine Air Filter	XAFY	XAFR
Cabin Air Filter	XCFY	XCFR
Steering/Suspension	XSTRY	XSTRR
CV Joint, Driveshaft, U-Joint	XCVJY	XCVJR
Exhaust System	XEXHY	XEXHR
Body Components Lubrication	XBODY	XBODR
Restraint System	XRESY	XRESR
Chassis Components Lubrication	XCHSY	XCHSR
Evaporative control system	XEVPY	XEVPR
Current Recommend Labor Operations		
Tires (Tread Depth)	Tire 8 thru Tire3	
Brake (Lining Measurement)	BK7 thru BK1	

Certified Service


MULTI-POINT VEHICLE INSPECTION

Name: _____ Year/Model: _____ Date: _____


Repair Order #: _____ VIN (last 8 digits): _____ Odometer: _____ Tag#: _____ License#: _____

Checked and OK **May Require Attention Soon** **Requires Immediate Attention**

WIPER BLADES



<input type="checkbox"/>	<input type="checkbox"/>	<input type="checkbox"/>	<input type="checkbox"/>	<input type="checkbox"/>	<input type="checkbox"/>
<input type="checkbox"/>	XWIPY	XWIPR	RF		
<input type="checkbox"/>	XWIPY	XWIPR	LF		
<input type="checkbox"/>	<input type="checkbox"/>	<input type="checkbox"/>	Rear (if applicable)		
<input type="checkbox"/>	XWNDY	XWNDR	Windshield condition		
Cracks _____		Chips _____			

<input type="checkbox"/>	<input type="checkbox"/>	OnStar active		<input type="checkbox"/>	Service History Check
<input type="checkbox"/>	<input type="checkbox"/>	Enrolled in OVD		<input type="checkbox"/>	XACY XACR Air Conditioning Performance
<input type="checkbox"/>	<input type="checkbox"/>	Enrolled in DMN		<input type="checkbox"/>	Remaining engine oil life: _____ %
				<input type="checkbox"/>	Reset: _____ N/A: _____

CHECK BATTERY



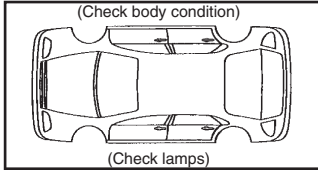
<input type="checkbox"/>	<input type="checkbox"/>	XBATY	XBATR	Battery health
<input type="checkbox"/>	<input type="checkbox"/>	XCABY	XCABR	Battery cables and connections

CHECK TIRES AND TREAD DEPTH

<input type="checkbox"/>	XROTR	Rotation needed	<input type="checkbox"/>	XALGN	Alignment needed	<input type="checkbox"/>	XBALR	Balance needed
<input type="checkbox"/>		Rotation performed	<input type="checkbox"/>		Alignment performed	<input type="checkbox"/>		Balance performed

<input type="checkbox"/>	TIRE8	8/32 or Greater	<input type="checkbox"/>	TIRE8	8/32 or Greater	<input type="checkbox"/>	TIRE8	8/32 or Greater	<input type="checkbox"/>	TIRE8
<input type="checkbox"/>	TIRE7	7/32	<input type="checkbox"/>	TIRE7	7/32	<input type="checkbox"/>	TIRE7	7/32	<input type="checkbox"/>	TIRE7
<input type="checkbox"/>	TIRE6	6/32	<input type="checkbox"/>	TIRE6	6/32	<input type="checkbox"/>	TIRE6	6/32	<input type="checkbox"/>	TIRE6
<input type="checkbox"/>	TIRE5	5/32	<input type="checkbox"/>	TIRE5	5/32	<input type="checkbox"/>	TIRE5	5/32	<input type="checkbox"/>	TIRE5
<input type="checkbox"/>	TIRE4	4/32	<input type="checkbox"/>	TIRE4	4/32	<input type="checkbox"/>	TIRE4	4/32	<input type="checkbox"/>	TIRE4
<input type="checkbox"/>	TIRE3	3/32 or Less	<input type="checkbox"/>	TIRE3	3/32 or Less	<input type="checkbox"/>	TIRE3	3/32 or Less	<input type="checkbox"/>	TIRE3

(Check body condition)



(Check lamps)

Lowest Tread Depth: _____ /32

<input type="checkbox"/>	LF	Wear Pattern	<input type="checkbox"/>	RF
<input type="checkbox"/>	LR	Damage	<input type="checkbox"/>	RR

PSI@: _____ set to: _____ PSI PSI@: _____ set to: _____ PSI PSI@: _____ set to: _____ PSI PSI@: _____ set to: _____ PSI

CHANGE ENGINE OIL & FILTER

N/A

CHECK BRAKES/MEASURE FRONT AND REAR LININGS

CHECK FLUID LEVELS

OK	FILLED	REQUIRES ATTENTION
<input type="checkbox"/>	<input type="checkbox"/>	Engine oil
<input type="checkbox"/>	<input type="checkbox"/>	Brake fluid reservoir
<input type="checkbox"/>	<input type="checkbox"/>	Transmission (if equipped w/dipstick)
<input type="checkbox"/>	<input type="checkbox"/>	Coolant recovery reservoir
<input type="checkbox"/>	<input type="checkbox"/>	Power steering
<input type="checkbox"/>	<input type="checkbox"/>	Windshield washer

<input type="checkbox"/>	BK7	7 mm greater	<input type="checkbox"/>	BK7	7 mm greater	<input type="checkbox"/>	BK7
<input type="checkbox"/>	BK6	6 mm	<input type="checkbox"/>	BK6	6 mm	<input type="checkbox"/>	BK6
<input type="checkbox"/>	BK5	5 mm	<input type="checkbox"/>	BK5	5 mm	<input type="checkbox"/>	BK5
<input type="checkbox"/>	BK4	4 mm	<input type="checkbox"/>	BK4	4 mm	<input type="checkbox"/>	BK4
<input type="checkbox"/>	BK3	3 mm/less	<input type="checkbox"/>	BK3	3 mm/less	<input type="checkbox"/>	BK3
<input type="checkbox"/>	BK2	2 mm/less	<input type="checkbox"/>	BK2	2 mm/less	<input type="checkbox"/>	BK2
<input type="checkbox"/>	BK1	1 mm/less	<input type="checkbox"/>	BK1	1 mm/less	<input type="checkbox"/>	BK1

Lowest Front Lining _____ Lowest Rear Lining _____

ADDITIONAL CHECKS (Inspect for visible leaks and visual condition)

XBRKY XBRKR Brake system (also including lines, hoses and parking brake)

<input type="checkbox"/>	XFULY	XFULR	Fuel system (also including gas cap seating)
<input type="checkbox"/>	XTRAY	XTRAR	Engine, transmission, drive axle, transfer case
<input type="checkbox"/>	XENGY	XENGR	Engine cooling system: leak/other
<input type="checkbox"/>	XSHKY	XSHKR	Shocks and struts - also check operation
<input type="checkbox"/>	XBELY	XBELR	Belts: engine, power steering and/or V-drive
<input type="checkbox"/>	XHOSY	XHOSR	Hoses: engine, power steering and HVAC
<input type="checkbox"/>	XAFY	XAFR	Engine air filter
<input type="checkbox"/>	XCFY	XCFR	Passenger Compartment Air Filter
<input type="checkbox"/>	XSTRY	XSTRR	Steering components and steering linkage
<input type="checkbox"/>	XCVJY	XCVJR	CV drive axle boots or driveshafts and U-joints
<input type="checkbox"/>	XEXHY	XEXHR	Exhaust system components
<input type="checkbox"/>	XBODY	XBODR	Body components lubrication

Additional Recommended Services

FRH
1)
2)
3)
Service Consultant:
Technician: _____ No.:
Recommended FRH:
Total FRH Sold:

<input type="checkbox"/>	XRESY	XRESR	Restraint system component check
<input type="checkbox"/>	XCHSY	XCHSR	Chassis components lubrication
<input type="checkbox"/>	XAXLY	XAXLR	Drive Axle (leak/other)
<input type="checkbox"/>	XEVPY	XEVPR	Evaporative control system