

SIR Disabling and Enabling Zone 7

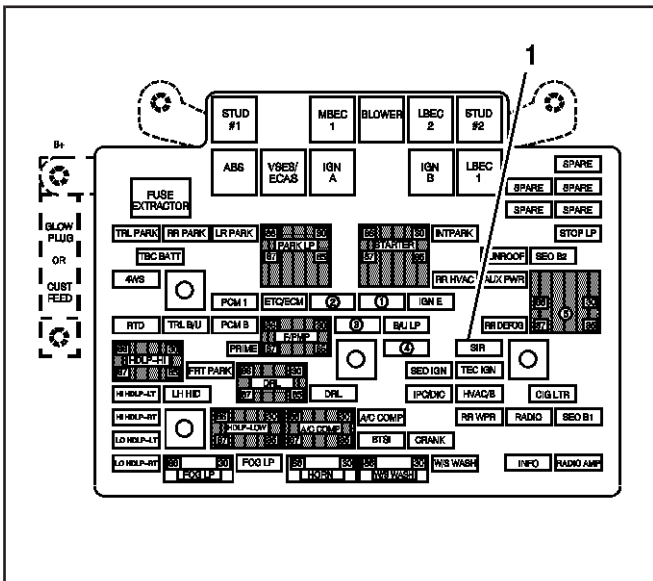
Disabling Procedure

Important: Refer to *SIR Service Precautions on page 1-1* in General Information before disabling the SIR system.

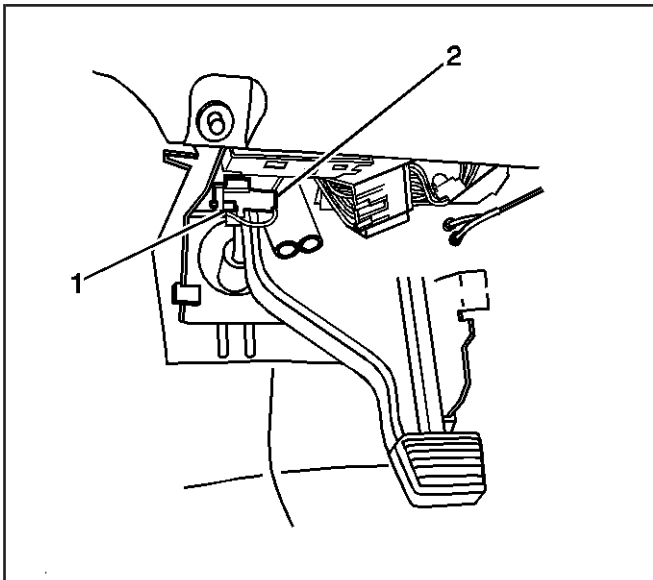
1. Turn the steering wheel until the vehicle's wheels are pointing straight ahead.
2. Turn OFF the ignition.
3. Remove the key from the ignition.

Important: With the SIR Fuse removed and the ignition ON, the AIR BAG indicator illuminates. This is normal operation and does not indicate an SIR system malfunction.

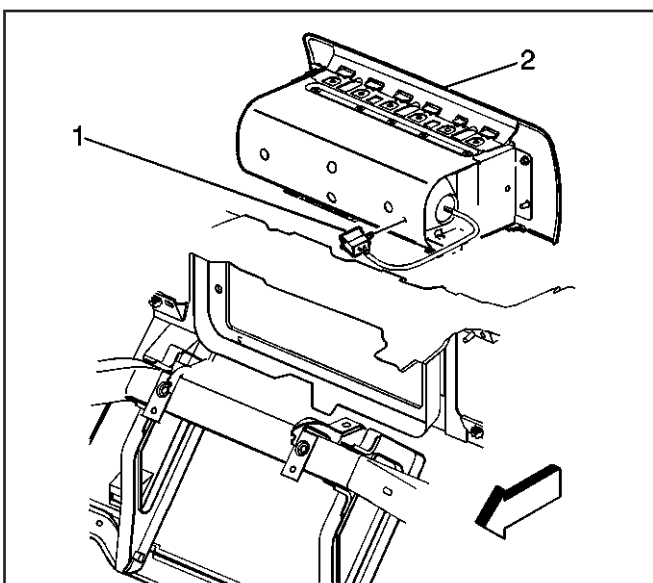
4. Remove the SIR Fuse from the fuse block.



848445



819731



748421

5. Remove the connector position assurance (CPA) (1) from the steering wheel module yellow 2-way connector (2) located left of the steering column near the knee bolster.
6. Disconnect the steering wheel module yellow 2-way connector (2).

7. Remove the CPA from the I/P module yellow 2-way connector (1) located behind the I/P support.
8. Disconnect the I/P module yellow 2-way connector (1).

